

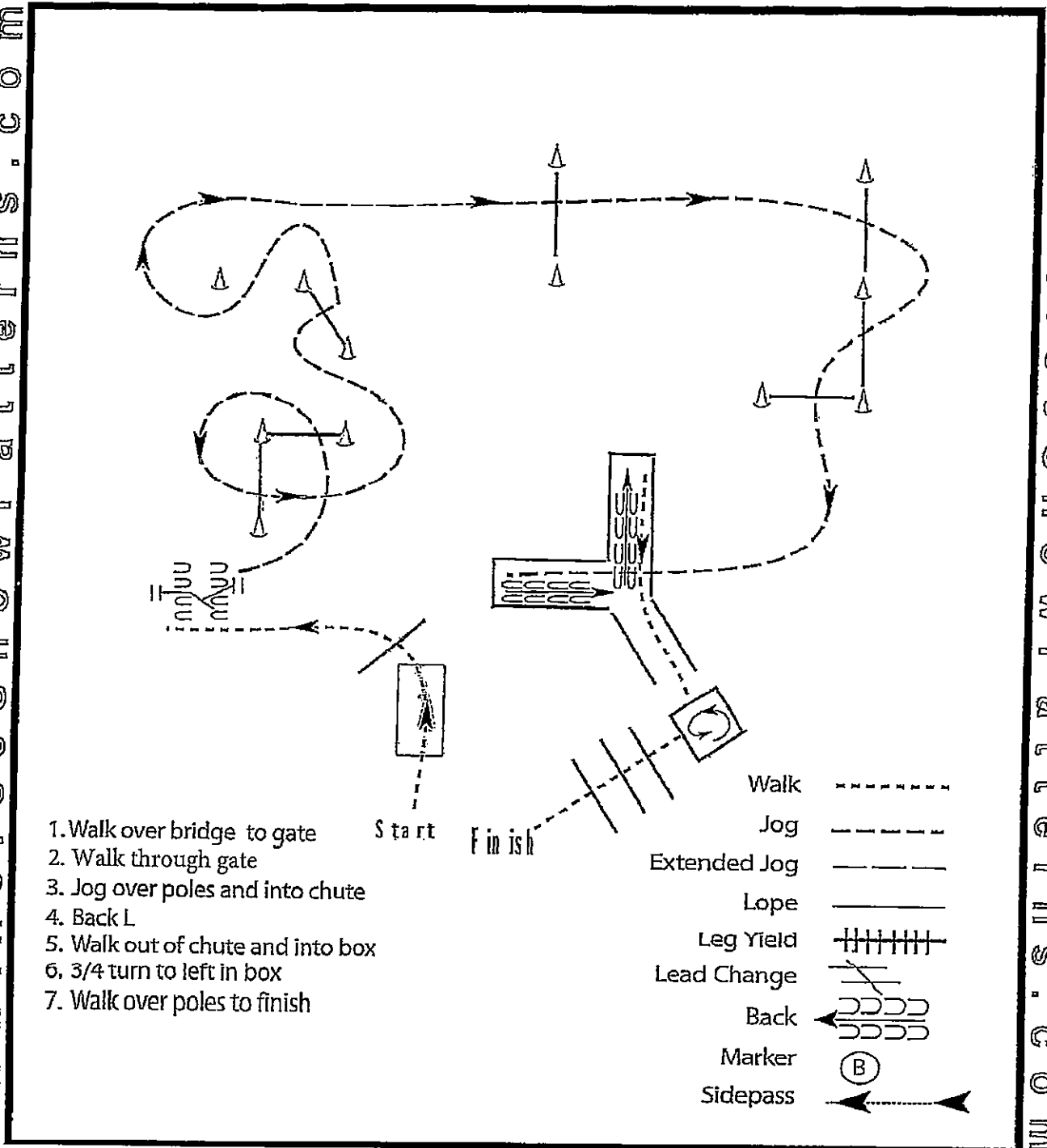
All American Youth Horse Show

Trail Walk/Trot (9&U, 10-13, 14-18 Horse & Pony)

Show Date: May 7-10, 2026

www.horsheshowpatterns.com

www.horsheshowpatterns.com



1. Walk over bridge to gate
2. Walk through gate
3. Jog over poles and into chute
4. Back L
5. Walk out of chute and into box
6. 3/4 turn to left in box
7. Walk over poles to finish

Walk	-----
Jog	-----
Extended Jog	-----
Lope	-----
Leg Yield	
Lead Change	^ ^ ^
Back	←←←
Marker	Ⓚ
Sidepass	←-----

[T/WT-17]

Pattern Provided by:
AAYHS Staff

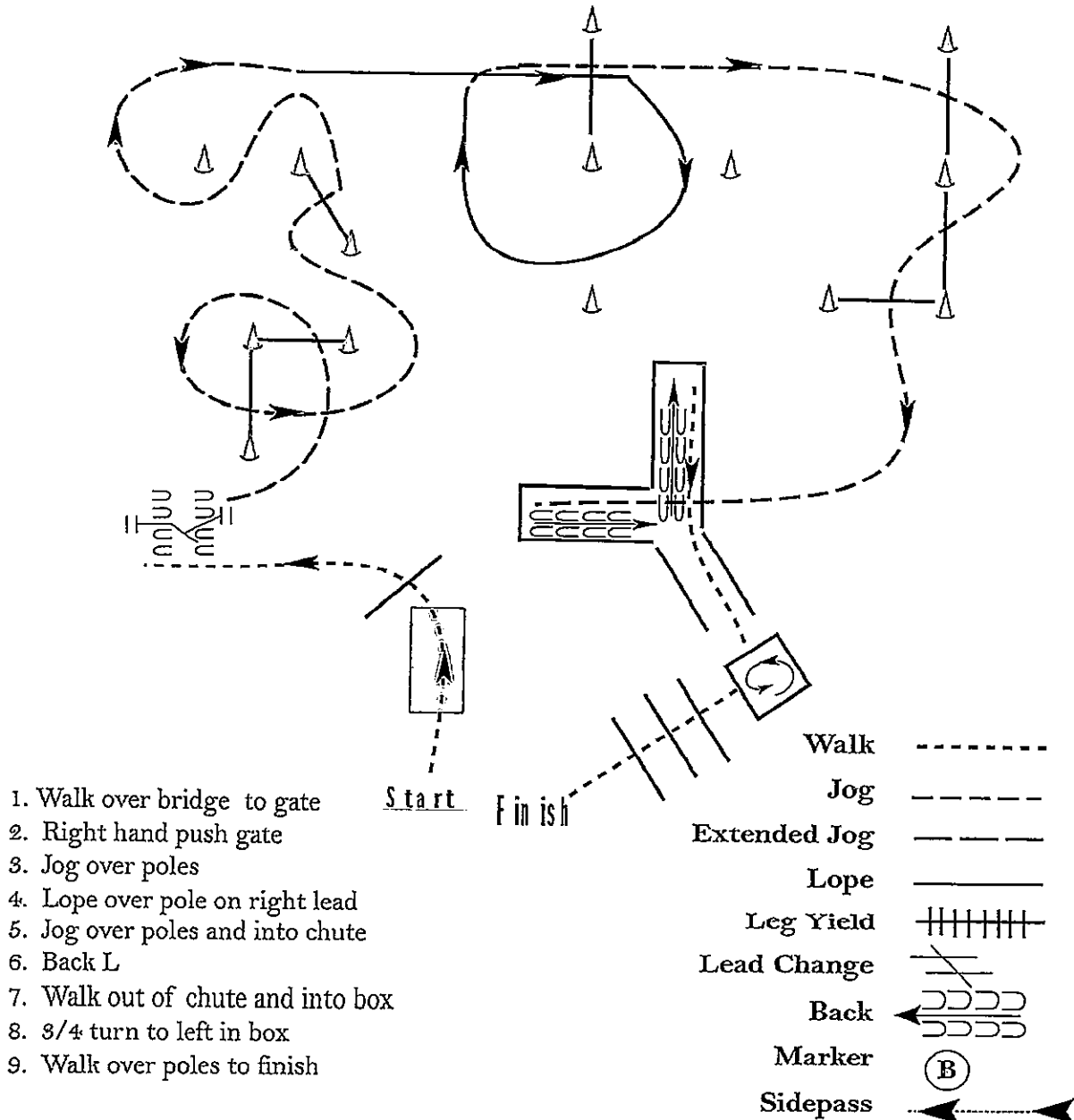
All American Youth Horse Show

Trail (18 & Under Horse & Pony)

Show Date: May 7-10, 2026

W W W . H O R S E S H O W P A T T E R N S . C O M

W W W . H O R S E S H O W P A T T E R N S . C O M



1. Walk over bridge to gate
2. Right hand push gate
3. Jog over poles
4. Lope over pole on right lead
5. Jog over poles and into chute
6. Back L
7. Walk out of chute and into box
8. 3/4 turn to left in box
9. Walk over poles to finish

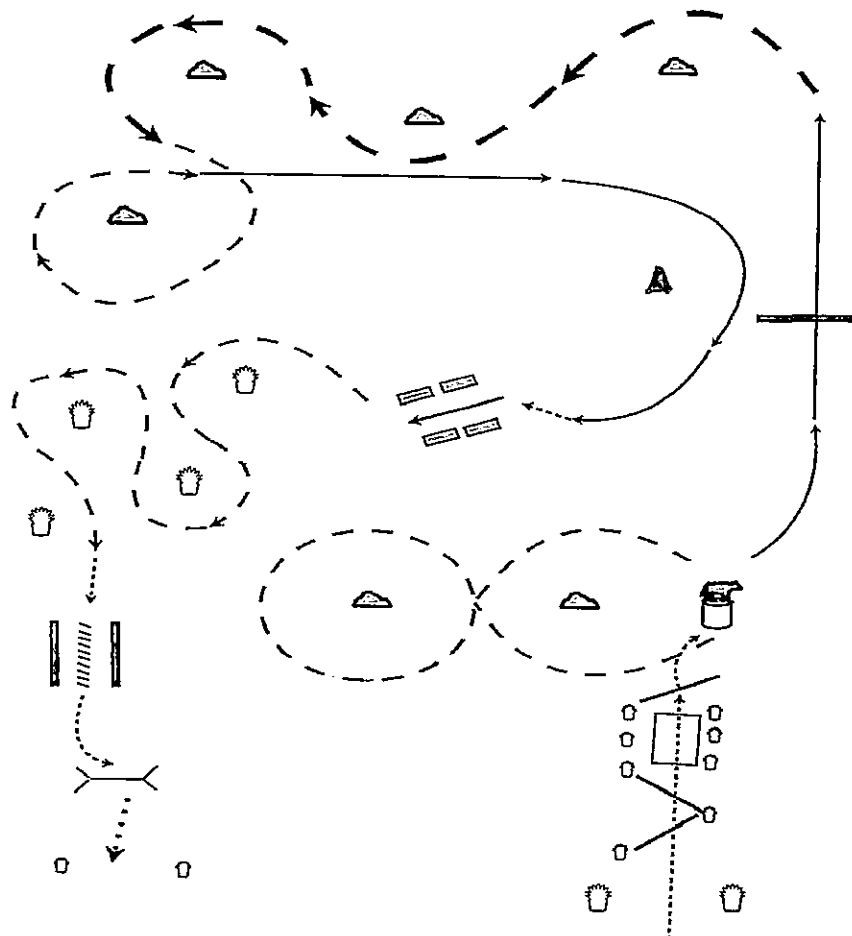
[T/1-17]

Pattern Provided by:

AAYHS Staff

ALL AMERICAN YOUTH HORSE SHOW-2026

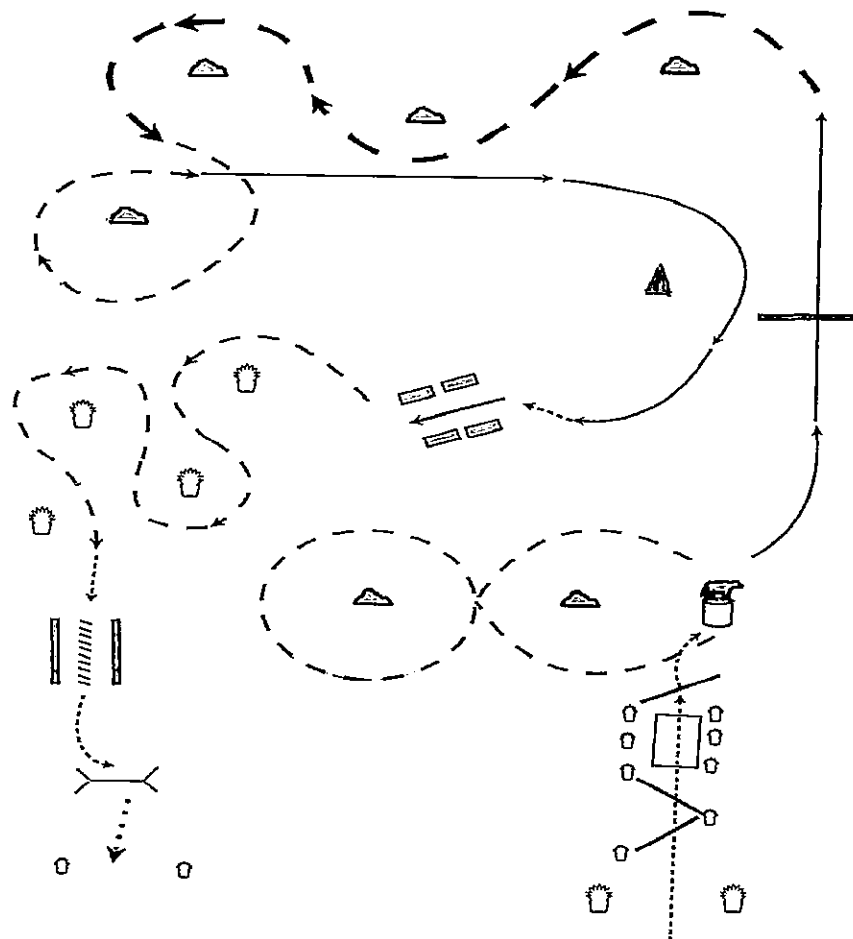
WALK/TROT RANCH TRAIL HORSE & PONY - 9 & U



1. Start between bushes. Walk over logs, bridge, and log.
2. Walk to barrel. Rescue the animal (stuffed) from the barrel. Use either hand. Trot figure 8 around plants starting in either direction first. Stop. Return animal.
3. Trot over log and around cone.
4. Extended trot through plants. Collect to trot and circle the last plant.
5. Trot around cone and toward bales. Walk.
6. Sidepass between bales.
7. Trot serpentine through bushes.
8. Walk to logs. Back between logs.
9. Walk through gate. Exit at walk.
Pattern is complete when rider clears cone.

ALL AMERICAN YOUTH HORSE SHOW-2026

RANCH TRAIL HORSE & PONY - 18 & U



1. Start between bushes. Walk over logs, bridge, and log.
 2. Walk to barrel. Rescue the animal (stuffed) from the barrel. Use either hand. Trot figure 8 around plants starting in either direction first. Stop. Return animal.
 3. Lope left lead over log and around cone.
 4. Extended trot through plants. Collect to trot and circle the last plant.
 5. Lope right lead around cone and toward bales. Walk.
 6. Sidepass between bales.
 7. Trot serpentine through bushes.
 8. Walk to logs. Back between logs.
 9. Walk. Work gate. Exit at walk.
- Pattern is complete when rider clears cone.